

EMOTION STABILITY AND AGGRESSIVE BEHAVIOR OF THE MEMBERS OF MASS CONTROL UNIT (DALMAS) OF NORTH SUMATRA POLICE

Raras SUTATMININGSIH

Universitas Sumatera Utara, Indonesia

Josetta M.R. TUAPATTINAJA

Universitas Sumatera Utara, Indonesia

Rodiatul Hasanah SIREGAR

Universitas Sumatera Utara, Indonesia

1. Introduction

This paper investigated the aggressiveness of police in North Sumatra Province due to tiring, provoking, threatening, or protecting themselves from the rampage of the masses. Mass control, hereinafter referred to as Dalmas, is an activity undertaken by Police of the Republic of Indonesia units (companies, platoons) in order to deal with the mass of protesters (Buana, 2017). In the Mass Control Unit (Dalmas) fixed procedure issued by the Indonesian National Police; it is a preventive, not repressive unit. The facts on the ground say something else. A lot of the action was marked by clashes between demonstrators and Mass Control (Dalmas) (“Menakar Sikap,” 2008).

The cases of aggressive actions of units of Mass Control (Dalmas) against the demonstrators that have been exposed are inconsistent with the Regulation of the Head of the Police of the Republic of Indonesia Police Number 16 of 2006, Article 7 on the prohibition of being conducted by the unit of Dalmas, namely: 1)

Be arrogant and hooked by the behavior of the masses; 2) The use of force not in accordance with the procedure; 3) Carrying equipment outside Dalmas equipment; 4) Bring sharp weapons and live ammunition; 5) Get out of the unit / formation bond and perform individual pursuit of mass; 6) Backing back to protesters masses; 7) Spoken obscenities, sexual harassment/immoral acts, cursing protesters; and 8) Perform other acts that violate the laws and regulations (Regulation of the Chief of Police of Republic of Indonesia at Police Number 16, 2006).

2. Review of literature

The tasks of police officers are closely related to the condition of emotional stability. Morgan (2005) explained that emotional stability is a state of emotion a person who when emotionally stimulated from the outside does not show emotional disturbances such as aggressive acts, or depression and anxiety. Morgan (2005) found there are differences in psychological characteristics between individuals who have stable and unstable emotions. Individuals who have stable emotions have characteristics, namely creative, productive, not easily anxious, independent, high spirit, and efficient. In contrast, individuals who have unstable emotions have the following characteristics: unproductive, easily anxious, tense, frustrated, lacking caution, dependent on others, lack of spirit, and inefficiency. The results of Susanti's study (2007) indicated that there is a positive relationship between emotional intelligence and professionalism in police function of readiness (Samapta); the higher the emotional intelligence of the police the higher the professionalism, the lower the emotional intelligence of the police will be the lower the professionalism. These results provide information to the police readiness (Samapta) to improve emotional intelligence, so as to improve professionalism in the implementation of tasks.

The results of Yunis and Rahardjo's research (2011) showed that there is a significant correlation between emotional control and attitudes toward the effectiveness of police officers of Purbalingga Police Department. It is that the higher the emotional regulation will be the better the attitude toward the effectiveness of his work and the lower the regulation of emotions will be the worse the attitude towards the effectiveness of his work. In addition, based on the phenomena that have been described can be concluded that the implementation of duties police units Dalmas can also trigger them to behave aggressively. Understanding aggressive behavior described by Myers (2002) and Buss and Perry (in Reyna, Lello, Sanchez, and Brussino, 2011) focused on behaviors that harm or injure and harm others, physically, verbally, or psychologically.

Buss and Perry (in Reyna, Lello, Sanchez, and Brussino, 2011) argued that in general aggressive behavior is influenced by two main factors, namely personal factors and situational factors. Personal factors include the innate character of the individual that determines the individual's reaction when faced with a particular

situation. Meanwhile, situational factors include features or things that occur in the environment that also affect the individual's reaction to an event. The description of the emotional problems experienced by the police officers is supported by the results of the research.

Pribadi, et al (2007) argued the form of aggressive behavior in traffic police terminal Blok M. The results showed that there were some forms of aggressive behavior of respondents; (hitting body or windshield car, kicking car body), verbal (cursing, yelling, scolding) and nonverbal (putting on a fierce / unfriendly face). In addition, it can also be concluded that the density/congestion factor, air quality, and terminal users are not orderly often trigger aggressive behavior of respondents.

The results of qualitative descriptive research on members of the police conducted by Hutahaeen (2015) illustrated that uniforms, rank and firearms give effect that can form a particular psychological state when owning and using it, especially the influence on the emotional state. The work process carried out by the police often confronts him with very heavy pressure (stressfull), that is dangerous situations, violent rioting (Gudjonsson and Adlam in Hutahaeen, 2015), traumatic experiences, frustrations and other negative things. Not to mention long working hours, less time to rest, also contributed to pressure on police work (Swatt, Gibson and Piquero in Hutahaeen 2015).

Based on the phenomena that have been described above, it can be concluded that the unit of Dalmas has the opportunity to commit violations by officers fixe procedure as regulated in the Regulation of the Chief of Police of the Republic of Indonesia in Police Number 16 of 2006 Article 7. In the execution of its duties, the unit of Mass Control (Dalmas) still has the possibility of physical and psychic clash between the units of Dalmas and the mass of demonstrators. Therefore, researchers consider it important to understand how emotional stability profiles and aggressive behavior trends in members of the North Sumatra Police Officeunit, which in turn can be a basis for making efforts on prevention and development on aspects of emotional stability and tendency of aggressive behavior so that these problems are not it happens again. In this case the researcher perform profiling emotional stability, tendency of aggressive behavior and personal factors that is trait and demographic factors that influence the tendency of aggressive behavior in North Sumatra Police Office units.

The results of this profiling illustrate the conditions of emotional stability, the tendency of aggressive behavior and personal factors, namely trait and demographic factors that influence the tendency of aggressive behavior possessed by Mass Control (Dalmas) unit in North Sumatra Police Office which becomes the basis for evaluating and developing units of Mass Control (Dalmas) in North Sumatra Police Office in order not to behave aggressively and can perform its function in accordance with the Protocol of the Regulation of the Chief of Police of the Republic of Indonesia and to anticipate and prevent the occurrence of

psychological problems that may occur to members of the Mass Control (Dalmas) police unit. In addition, by understanding the profile of emotional stability and the tendency toward aggressive behavior in members of North Sumatra Police Office, researchers may criticize the emotional stability theory of Schneider (in Saebani, 2003) and the aggressive behavioral tendencies of Buss and Perry (in Reyna, Lello, Sanchez, and Brussino, 2011).

3. Method

This research used an explorative study in seeking the emotional stability, the tendency of aggressive behavior and personal factors, namely trait and demographic factors that influence the tendency of aggressive behavior in the Mass Control (Dalmas) in North Sumatra Police Officers. The questionnaire distribution was done to measure the emotional stability, the tendency of aggressive behavior and trait as a personal factor affecting the tendency of aggressive behavior in members of Dalmas unit of North Sumatra Police Headquarter; the researchers compiled the questionnaire item as the main instrument, namely Life Background Questionnaire, Emotional Stability Scale that is based on Schneider's theory, Aggressive Behavioral Scale that is based on Buss and Perry's theories, Big Five Inventory Scale (BFI) that is based on McCrae and Costa theory.

Data analysis technique in this study was using a quantitative descriptive. Arikunto (2002) explained quantitative research of non-experimental data analysis can be done using statistical formulas, can also be simple statistics in the form of average, standard deviation, cross tabulation, and presented in the form of tables, charts or graphs.

4. Findings and discussion

Overview of Research Subjects

The subjects in this study were members of the North Sumatra Police. The description of the subject of this study was described based on the Ownership of Residence, gender, marital status, income, and educational background.

Ownership of Residence

The description of the research subjects based on their residence status is described in Table 5.1 as follows:

Table 3.1 Overview of Residence Status of North Sumatra Police Office Members

	Residence Status	Frequency	Percentage
1	Official House	64	54.7%
2	Parent's House	36	30.8%
3	Private House	17	14.5%
	Total	117	100%

Based on Table 3.1 above, it was illustrated that out of 117 research subjects, most of the study subjects lived or 64 were in official homes, 36 people in their parents' homes and the remaining 17 people lived in private homes.

The percentage of research subjects based on residence is illustrated in Figure 3.1 as follows:

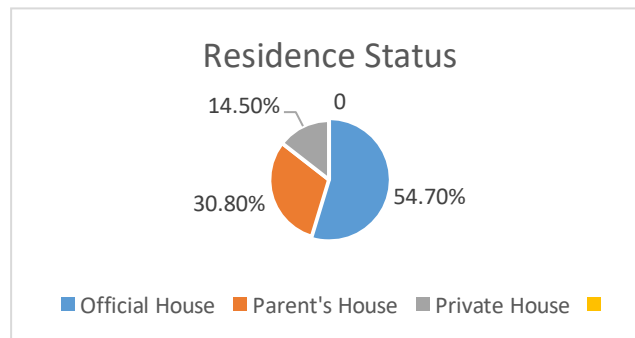


Figure 3.1 Percentage of Residence Status

Based on Figure 3.1, it is illustrated that 54.7% of the research subjects lived in official homes, 30.8% lived in parents' homes and the remaining 14.5% lived in private homes.

4.2.2 Marriage Status

The marital status of the research subjects is illustrated in Table 3.2 as follows:

Table 3.2 Overview of the Marital Status of Members of the Regional Police of the Regional Police

No.	Marriage Status	Frequency	Percentage
1	Unmarried	117	100%
2	Married	-	
3	Widower	-	
4	Widow	-	
	Total	117	100%

Based on Table 3.2 above, it is illustrated that all research subjects were unmarried. The percentage of research subjects is illustrated in Figure 3.2 as follows:

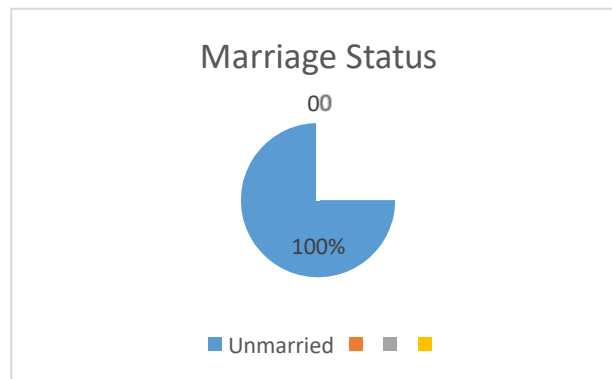


Figure 3.2 Percentage of marital status

Based on Figure 3.2 above, all research subjects were still unmarried, meaning that 100% of the research subjects were single.

4.2.3 Monthly Income

The monthly income description obtained by the research subjects is illustrated in Table 5.3 as follows:

Table 3.3 Description of Monthly Income of the Dalmas North Sumatra Police Office Members

	Income per month	Frequency	Percentage
1	$\leq 2.500.000$	-	
2	2.500.000 – 5.000.000	117	100%
3	5.000.000 – 7.500.000	-	
4	7.500.000 – 10.000.000	-	
5	$\geq 10.000.000$	-	
	Total	117	100%

Based on Table 3.3 the description of monthly income obtained by research subjects all ranged from 2,500,000 - 5,000,000. The percentage of research subjects based on income is illustrated in Figure 3.3 as follows:

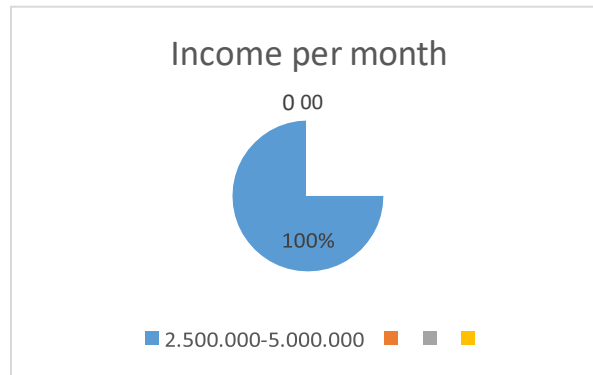


Figure 3.3 Percentage of Monthly Income

Based on Figure 3.3, all research subjects or 100% of research subjects had monthly income ranging from 2,500.00-5,000,000.

4.2.4 Background of Education

The description of the educational background of the research subjects is illustrated in Table 3.4 as follows:

Table 3.4 Description of the Background of Education of the Respondents

No.	Educational Background	Frequency	Percentage
1	Elementary School	-	-
2	Junior High School	-	-
3	Senior High School	117	100%
	Total	117	100%

Based on Figure 3.4, all research subjects were 117 people with high school education background.

The percentage of research subjects based on their educational background is illustrated in Figure 3.4 as follows:

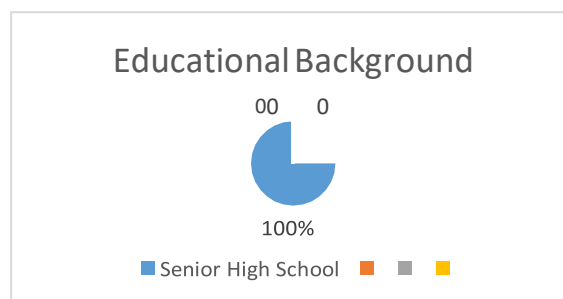


Figure 3.4 Percentage of Educational Background

Based on Figure 5.4 all research subjects or 100% of the research subjects had high school education background.

4.3 Results of Descriptive Analysis

The description of the Big Five Personality, Emotional Stability and Aggressive Behavior in research subjects is described in this chapter.

4.3.1 Big Five Personality

Before describing the description of the Big Five Personalities of the respondents, it was first described the norms of the Big Five Personality classification according to the scores obtained. The Big Five Personality classification norms of the members of the respondents are described in Table 3.5 as follows:

Table 3.5 Classification of the Big Five Personalities of Respondents

	Dimension	Minimum	Maximum	Range	Classification
1	Extraversion	14	29	14-21,4 21.5-29	Introversion Extraversion
2	Agreeableness	12	36	12-23.9 24-36	Conventional Agreeableness
3	Conscientiousness	18	36	18-26.9 27-36	Conscientiousness
4	Neuroticism	14	32	14-22.9 23-32	Emotional Stability Neuroticism
5	Openness	16	40	16-27.9 28-40	Closeness Openness

Based on Table 3.5 above, extraversion scores which are between 14-21.4 are categorized as introversion, while the extraversion score about 21.5-29 is categorized as extraversion. The agreeableness score about 12-23.9 is categorized as conventional; while the agreeableness score about 24-36 is categorized as agreeableness. Conscientiousness scores that are about 18-26.9 are categorized as low conscientiousness, while the conscientiousness score about 27-36 is categorized as high conscientiousness. Neuroticism scores that are between 14-22.9 are categorized as emotional stability, while neuroticism scores about 23-32 are categorized as neuroticism. Openness scores that are about 16-27.9 are categorized as closeness, while the openness score about 28-40 is categorized as openness.

Based on the Big Five Personalities classification norms in Table 3.5 above, the Big Five Personality description of the respondents is illustrated in Table 3.6 as follow

Table 3.6 Overview of the Big Five Personalities of the Respondents

	Dimension	Mean	Category
1	Extraversion	24.01	Extroversionom
2	Agreeablenee	33.67	Agreeableness
3	Conscientiousnessness	33.67	Conscientiousness
4	Neuroticism	18.43	Emotional Stability
5	Openness	34.51	Openness

Based on Table 3.6, it illustrated that respondents have extraversion, agreeableness, conscientiousness, emotional stability and openness.

4.3.1.1 Big Five Personality based on Residence Ownership

Based on the Big Five Personality classification norms in Table 3.5 above, the description of the Big Five Personalities of respondents based on their residential is illustrated in Table 3.7 as follows:

Table 3.7 Big Picture of the Five Personalities of Respondents Based on Residence Ownership

Dimension	Residence Ownership	Means	Category
Extraversion	1. Official House	23,64	Extraversion
	2. Parent's House	24,39	Extraversion
	3. Private House	24,59	Extraversion
Agreeableness	1. Official House	33,34	Aggreeable
	2. Parent's House	33,86	Aggreeable
	3. Private House	34,47	Aggreeable
Conscientiousness	1. Official House	33,39	Conscientious
	2. Parent's House	33,53	Conscientious
	3. Private House	35,00	Conscientious
Neurotic	1. Official House	18,20	Stable Emotional
	2. Parent's House	19,06	Stable Emotional
	3. Private House	17,94	Stable Emotional
Openness	1. Official House	33,89	Openness
	2. Parent's House	35,22	Openness
	3. Private House	35,35	Openness

Based on Table 3.7, it is illustrated that all respondents who live in official homes, parents' homes or private homes have extraversion, agreeableness, conscientiousness, emotional stability and openness.

4.3.1.2. Big Five Personality based on Marriage Status

Based on the Big Five Personality classification norms in Table 3.5 above, the description of the Big Five Personality of the respondents based on marital status is illustrated in Table 3.8 as follows:

Table 3.8 Overview of the Big Five Personality of the Respondents Based on Marital Status

	Dimension	Mean	Category
1	<i>Extraversion</i>	24.01	<i>Extroversion</i>
2	<i>Agreeableness</i>	33.67	<i>Agreeableness</i>
3	<i>Conscientiousness</i>	33.67	<i>Conscientiousness</i>
4	<i>Neuroticism</i>	18.43	<i>Emotional Stability</i>
5	<i>Openness</i>	34.51	<i>Openness</i>

Based on Table 3.8, it is illustrated that the average scores of respondents, which in this case is all unmarried has extraversion, agreeableness, conscientiousness, emotional stability and openness.

4.3.1.3 Big Five Personality based on Monthly Income

Based on the Big Five Personality classification norms in Table 5.5 above, then the Big Five Personality description of the respondents based on monthly income is illustrated in Table 3.9 as follows:

Table 3.9 Overview of the Big Five Personalities of Respondents Based on Monthly Income

	Dimension	Mean	Category
1	<i>Extraversion</i>	24.01	<i>Extroversion</i>
2	<i>Agreeableness</i>	33.67	<i>Agreeableness</i>
3	<i>Conscientiousness</i>	33.67	<i>Conscientiousness</i>
4	<i>Neuroticism</i>	18.43	<i>Emotional Stability</i>
5	<i>Openness</i>	34.51	<i>Openness</i>

Based on Table 3.9, it is illustrated that all respondents which in this case have an average monthly income of 2,500,000 - 5,000,000 have extraversion, agreeableness, conscientiousness, emotional stability and openness.

4.3.1.2. Big Five Personality based on Educational Background

Based on the Big Five Personality classification norms in Table 3.5 above, the Big Five picture of the Personality of North Sumatra Police Officers based on educational background is illustrated in Table 3.10 as follows:

Table 3.10 Overview of the Big Five Personality of the North Sumatra Police Officers

	Dimension	Mean	Category
1	<i>Extraversion</i>	24.01	<i>Extroversion</i>
2	<i>Agreeableness</i>	33.67	<i>Agreeableness</i>
3	<i>Conscientiousness</i>	33.67	<i>Conscientiousness</i>
4	<i>Neuroticism</i>	18.43	<i>Emotional Stability</i>
5	<i>Openness</i>	34.51	<i>Openness</i>

Based on Table 3.10, it is illustrated that the average scores of respondents, which in this case has a high school education background has extraversion, agreeableness, conscientiousness, emotional stability and openness.

4.3.2 Emotional Stability

Before describing the description of the emotional stability of the North Sumatra Police Officers, it is first described the norms of classification of emotional stability according to the scores obtained. The norms for classifying the emotional stability of the North Sumatra Police Officers are described in Table 3.11 as follows:

Table 3.11 Classification of Emotional Stability of North Sumatra Police Officers

	Dimension	Minimum	Maximum	Range	Classification
1	Optimism	10	16	10-12.9 13-16	Pessimist Optimistic
2	Empathy	10	16	10-12.9 13-16	Apathetic Empathic
3	Otonomy	10	16	10-12.9 13-16	Dependent Autonomy
4	Calmness	11	20	10-12.9 13-16	Anxious Quiet
5	Tolerance	10	16	11-15.4 15.5-20	Aggressive Tolerance
6	Emotion Stability	61	84	61-72.4 72.5-84	Unstable Stable

Based on Table 3.11 above, the optimism score about 10-12.9 is categorized as pessimism, while the optimism score about 13-16 is categorized as optimism. Empathy scores that are between 10-12.9 are categorized as low empathy, while empathy scores about 13-16 are categorized as high empathy. Autonomy scores that are between 10-12.9 are categorized as dependent, while autonomy scores about 13-16 are categorized as autonomous. The calm score about 10-12.9 is categorized as not calm, while the calmness score about 13-16 is considered calm. Tolerance scores about 11-15.4 are categorized as intolerance, while tolerance scores about 16-20 are categorized as tolerant. The total emotional stability score about 61-72.4 is categorized as emotionally unstable, while the emotional stability score about 72.5-84 is categorized as emotionally stable.

Based on the emotional stability classification norms in Table 3.5 above, the description of the emotional stability of the respondents is illustrated in Table 3.12 as follows:

Table 3.12 Criteria for Emotional Stability of North Sumatra Police Officers

Dimension	Means	Criteria
1 Optimism	14.12	Optimism
2 Empathy	15.38	Empati
3 Autonomy	14.80	Otonomi
4 Calmness	18.85	Quiet
5 Tolerance	14.63	Intolerance
<u>Emotion Stability</u>	<u>77.78</u>	<u>Stable</u>

Based on Table 3.12, it is illustrated that the average member of the respondents has stable emotions, in which the research subjects are generally optimistic, high empathetic, autonomous, calm. Nevertheless the respondents are intolerant.

4.3.2.1 Emotional Stability based on Residence Ownership

Based on the emotional stability classification norms in Table 3.5 above, the description of the emotional stability of Police Officers based on their residence is illustrated in Table 3.13 as follows:

Table 3.13 Description of Emotional Stability of Police Officers based on Residence Ownership

Dimension	Residence Ownership	Means	Category
Optimism	1. Official House	14,34	High Optimism
	2. Parent's House	13,58	High Optimism
	3. Private House	14,41	High Optimism
Empathy	1. Official House	15,41	High Empathy
	2. Parent's House	15,14	High Empathy
	3. Private House	15,76	High Empathy
Autonomy	1. Official House	14,83	High Autonomy
	2. Parent's House	14,50	High Autonomy
	3. Private House	15,35	High Autonomy
Calmness	1. Official House	19,00	Quiet
	2. Parent's House	18,75	Quiet
	3. Private House	18,47	Quiet
Tolerance	1. Official House	14,69	Intolerance
	2. Parent's House	14,39	Intolerance
	3. Private House	14,94	Intolerance
Emotion Stability	1. Official House	78,27	Stable Emotion
	2. Parent's House	76,36	Stable Emotion
	3. Private House	78,94	Stable Emotion

Based on Table 3.13, The North Sumatra Police Officers is either residing in official homes, households or private homes, on average per stable person, where research subjects are generally optimistic, high empathetic, autonomous, calm. It found 14,69 % are intolerant.

4.3.2.2 Emotional Stability based on Marriage Ownership

Based on the emotional classification norms in Table 3.5 above, then democracy in members of the Police Officers community based on marital status according to this matter is entirely unmarried discussing in Table 3.14 as follows:

Table 3.14 Description of Emotional Stability of Police Officers Based on Marital Status

Dimension	Means	Criteria
1 Optimism	14.12	Optimism
2 Empathy	15.38	Empathy
3 Autonomy	14.80	Autonomy
4 Calmness	18.85	Quiet
5 Tolerance	14.63	Intolerance
6 Emotion Stability	77.78	Stable

Based on Table 3.14, it is illustrated that all respondents who in this case are all still unmarried have an average emotion that is stable, where the subjects of the study are generally optimistic, empathetic, autonomous, and calm. It revealed 14.63 % are intolerant.

4.3.2.3 Emotional Stability based on Monthly Income

Based on the emotional stability classification norms in Table 3.5 above, the description of emotional stability based on the monthly income of North Sumatra Police Officers is illustrated in Table 3.15 as follows:

Table 3.15 Descriptions of Emotional Stability of North Sumatra Police Officers Based on Monthly Income.

	Dimension	Means	Criteria
1	Optimism	14.12	Optimism
2	Empathy	15.38	Empathy
3	Autonomy	14.80	Autonomy
4	Calmness	18.85	Quietness
5	Tolerance	14.63	Intolerance
6	<u>Emotion Stability</u>	<u>77.78</u>	<u>Stable</u>

Based on Table 3.15, it is illustrated that of the North Sumatra Police Officers are based on monthly income, which in this case all have a monthly income of 2,500,000 - 5,000,000 on average having stable emotions, in which research subjects are generally optimistic, high empathetic, autonomous, calm.

4.3.2.4 Emotional Stability based on Educational Background

Based on the emotional stability classification norms in Table 3.5 above, the description of emotional stability based on the educational background of the North Sumatra Police Officers is illustrated in Table 3.16 as follows:

Table 3.16 Description of Emotional Stability of North Sumatra Police Officers Based on Educational background

	Dimension	Means	Criteria
1	Optimism	14.12	Optimism
2	Empathy	15.38	Empathy
3	Autonomy	14.80	Autonomy
4	Calmness	18.85	Quiet
5	Tolerance	14.63	Intolerance
6	<u>Emotion Stability</u>	<u>77.78</u>	<u>Stable</u>

Based on Table 3.16, it is illustrated that on average the members of the North Sumatra Police Officers are based on an educational background, in this case the average high school has stable emotions, where the research subjects are generally optimistic, high empathetic, autonomous, and calm.

4.3.3. Aggressive Behavior

Before describing the description of the aggressive behavior of members of the North Sumatra Police Officers, it is first described the norms of classification of aggressive behavior according to the scores obtained. The norms of aggressive behavior classification of respondents are described in Table 3.17 as follows:

Table 3.17 Classification of Aggressive Behavior of North Sumatra Police Officers

	Dimension	Minimum	Maximum	Range	Classification
1	Physical Aggression	6	18	6-11.9	Low
				12-18	High
2	Verbal Aggression	6	26	6-15.9	Low
				16-26	High
3	Anger	9	24	9-16.4	Low
				16.5-24	High
4	Hostility	6	26	6-15.9	Low
				16-26	High
Aggressive Behaviour		24	72	24-47.9	Low
				48-72	High

Based on Table 3.17 above, North Sumatra Police Officers have physical aggressiveness scores that are about 6-11.9 categorized as low aggressive behavior, while physical aggressiveness scores about 12-18 are categorized as high physical aggressiveness. Low verbal aggressiveness scores about 6-15.9 are categorized as low verbal aggressiveness; while high verbal aggressiveness scores about 16-26 are categorized as high verbal aggressiveness. Anger scores that are between 9-16.4 are categorized as low anger, while anger scores about 16.5-24 are categorized as high anger. The score of hostility about 6-15.9 is categorized as low hostility, while the score of hostility about 16-26 is categorized as high hostility. Aggressive behavioral scores in general that are about 24-47.9 are categorized as low aggressive behavior, while aggressive behavior scores about 48-72 are categorized as high aggressive behavior.

Based on the aggressive behavior classification norms in Table 3.5 above, the description of the aggressive behavior of North Sumatra Police Officers is illustrated in Table 3.18 as follows:

Table 3.18 An Overview of Aggressive Behavior of North Sumatra Police Officers

	Dimension	Means	Criteria
1	Physical Aggression	8.94	Low Physical Aggressiveness
2	Verbal Aggression	11.00	Low Verbal Aggressiveness
3	Anger	20.07	High anger
4	Hostility	7.16	Low hostility
	Aggressive Behaviour	33.66	Low Aggressive Behavior

Based on Table 3.18, it is illustrated that the average member of the North Sumatra Police has low aggressive behavior, in which the research subjects in general have low physical aggressive behavior, low verbal aggressive behavior, low anger and low hostility.

4.3.3.1. Aggressive Behavior based on Residence Ownership

Based on the aggressive behavior classification norms in Table 3.5 above, the description of aggressive behavior based on the residence ownership of members of the North Sumatra Police Officers is illustrated in Table 3.19 as follows:

Table 3.19 An Overview of Aggressive Behavior of Members of the North Sumatra Police Officers Based on Ownership of Residence.

No.	Dimension	Ownership of Residence	Means	Kategori
1.	Physical Aggression	1. Official House	8,67	Low Physical Aggression
		2. Parent's House	9,69	Low Physical Aggression
		3. Private House	8,35	Low Physical Aggression
2.	Verbal Aggression	1. Official House	10,68	Low Verbal Aggression
		2. Parent's House	11,72	Low Verbal Aggression
		3. Private House	10,65	Low Verbal Aggression
3.	Anger	1. Official House	19,98	High Anger
		2. Parent's House	20,19	High Anger
		3. Private House	20,12	High Anger
4.	Hostility	1. Official House	7,03	Low Hostility
		2. Parent's House	7,28	Low

				Hostility
		3. Private House	7,41	Low Hostility
5.	Aggressive Behaviour	1. Official House	33,13	Low Aggressive Behaviour
		2. Parent's House	35,19	Low Aggressive Behaviour
		3. Private House	32,41	Low Aggressive Behaviour

Based on Table 3.19 it is illustrated the North Sumatra Police Officers based on residence both in official homes, parents' homes or private homes on average have low aggressive behavior, where subjects generally have low physical aggressive behavior, verbal aggressive behavior low, low anger and low hostility.

4.3.3.2. Aggressive Behavior based on Marital Status

Based on the aggressive behavior classification norms in Table 3.5 above, the description of aggressive behavior based on marital status which in this case all unmarried members of North Sumatra Police Officers is illustrated in Table 5.20 as follows:

Table 3.20 An Overview of Aggressive Behavior of North Sumatra Police Officers Based on Marital Status

	Dimension	Means	Criteria
1	Physical Aggression	8.94	Low Physical Aggression
2	Verbal Aggression	11.00	Low Verbal Aggression
3	Anger	20.07	High Anger
4	Hostility	7.16	Low Hostility
5.	Aggressive Behaviour	33.66	Low Aggressive Behaviour

Based on Table 3.20, it is illustrated that the members of the North Sumatra Police Officers based on marital status, which in this case all unmarried; on average have low aggressive behavior, where the subjects generally have low physical aggressiveness, low verbal aggressive behavior, low anger and low hostility.

4.3.3.3 Aggressive Behavior based on Monthly Income

Based on aggressive behavior classification norms in Table 3.5 above, the description of aggressive behavior based on the monthly income is described in Table 3.21 as follows:

Table 3.21 An Overview of Aggressive Behavior of the North Sumatra Police Officers Based on Monthly Income.

	Dimension	Means	Criteria
1	Physical Aggression	8.94	Low Physical Aggression
2	Verbal Aggression	11.00	Low Verbal Aggression
3	Anger	20.07	High Anger
4	Hostility	7.16	Low Hostility
5.	Aggressive Behaviour	33.66	Low Aggressive Behaviour

Based on Table 3.21, it is illustrated that of the North Sumatra Policemen based on monthly income, in this case around IDR 2,500,000-5,000,000, on average have low aggressive behavior, where the subjects generally have low physical aggressive behavior, low verbal aggressive behavior low anger and low hostility.

4.3.3.2. Aggressive Behavior based on Educational Background

Based on the aggressive behavior classification norms in Table 3.5 above, the description of aggressive behavior based on the educational background of the North Sumatra Police Officers is illustrated in Table 3.22 as follows:

Table 3.22 An Overview of Aggressive Behavior of North Sumatra Police Officers Based on Educational Background.

	Dimension	Means	Criteria
1	Physical Aggression	8.94	Low Physical Aggression
2	Verbal Aggression	11.00	Low Verbal Aggression
3	Anger	20.07	High Anger
4	Hostility	7.16	Low Hostility
5.	Aggressive Behaviour	33.66	Low Aggressive Behaviour

Based on Table 3.22, it displays that of the North Sumatra Police Officers are based on educational backgrounds; in this case high school has a low aggressive behavior, where the subjects generally have low physical aggressive behavior, low verbal aggressive behavior, low anger and low hostility.

5. Conclusions

Data analysis gave some conclusions;

(a) Aggressive behavioral scores in general were ranged from 24 to 47.9; categorized as low aggressive behavior, while aggressive behavior scores reached 48-72; categorized as high aggressive behavior.

(b) Based on monthly income ranged from IDR 2,500,000- to 5,000,000, on average have low aggressive behavior, where the respondents generally have low physical aggressive behavior, low verbal aggressive behavior low anger and low hostility.

References and notes:

- S, Arikunto. *Prosedur penelitian suatu pendekatan praktek edisi V*. Jakarta: Rineka Cipta.2002.
- D.Buana. *Pengertian tentang Dalmas (Pengendalian Massa)*. Retrieved from: <http://artikelddk.com>.2017.
- N. P. A. R., Dewi & L. K. P. A. Susilawati. Hubungan Antara Kecenderungan Pola Asuh Otoriter (Authoritarian Parenting Style) dengan Gejala Perilaku Agresif Pada Remaja. *Jurnal Psikologi Udayana*, 3(1), 2016,pp.108-116.
- E.S.H. Hutahaean. Psikologi kepolisian: seragam, pangkat, dan senjata api. *Prosiding Pesat (Psikologi, Ekonomi, Sastra, Arsitektur & Teknik Sipil) Universitas gunadarma* Vol. 6, 29-36. Retrieved from: <http://publication.gunadarma.ac.id>.2015.
- Menakar sikap represif aparat berdasarkan Protap Dalmas. 2008, Juni. Retrieved from: <http://Ads.Hukumonline.Com/>
- C. T, Morgan. *Introduction to psychology*. 7th Edition. New York: McGraw Hill Book Company Inc.
- Myers, D.G. (2002). *Social psychology*.7th Edition.North America: McGraw-Hill, Inc.2005.
- O. John, R. Robins, L. Pervin. *Handbook of personality: Theory and research (3rdEd.)*.2008.
- S.A., Pribadi, D., Fitrianti, N., Irfani, Rini, Q.K., dan , A. Zulkaida. Perilaku agresif polisi lalu lintas di terminal Blok M Jakarta. *Prosiding Pesat (Psikologi, Ekonomi, Sastra, Arsitektur & Teknik Sipil) Universitas gunadarma* 38-42. Retrieved from: <http://publication.gunadarma.ac.id>.2007.
- Regulation of the Chief of Police of Republic of Indonesia at Police Number : 16 Year 2006 About Direction of Mass Restaraint. Retrieved from: <https://www.polri.go.id>.
- C., Reyna, M.G., Lello, A., Sanchez, S., Brussino. The Buss-Perry aggression questionnaire: Construct validity and gender invariance among Argentinean adolescents. *International Journal of Psychological Research*, 4(2), 30-37. Retrieved from: <http://www.redalyc.org/pdf/2990/299023516004.pdf>.2011
- N. Setyawan. Hubungan Antara Dukungan Teman Sebaya dan Optimisme Mahasiswa dalam Mengerjakan Tugas Akhir (Doctoral dissertation, UII).2016.
- Saebani. 2003. Hubungan antara religiusitas dengan kestabilan emosi. Surakarta: Faculty of Psychology UMS.
- D Susanti. Hubungan antara kecerdasan emosional dengan profesionalisme pada polisi fungsi samapta kepolisian wilayah kota besar semarang. Skripsi. Program Studi Psikologi Fakultas Kedokteran Universitas Diponegoro Semarang.2007
- A.N dan Yunis, P. Rahardjo. Hubungan antara regulasi emosi dengan sikap anggota polisi sektor polres purbalingga terhadap efektifitas kerja. Skripsi. *Psycho Idea*. 9(2), 30-36. Retrieved from: urnalnasional.ump.ac.id/index.php/PSYCHOIDEA/article/view/247/243.2011

XÜLASƏ

Şimali Sumatra Polisi Kütləvi Kontrol Vahidi (Dalmaş) üzlərinin emosional sabillik və aqressiv davranışa meylliliyinin profili

**Raras SUTATMININGSIH
Sumatera Utara Universiteti, Indoneziya**

**Josetta MR TUAPATTINAJA
Sumatera Utara Universiteti, Indoneziya**

**Rodiatul Hasanah SIREGAR
Sumatera Utara Universiteti, Indoneziya**

Bu məqalənin məqsədi emosional sabitliyin profilini və ona təsir göstərən fərdi amillərlə əlaqəli təcavüzkar davranış meyllini, yəni Şimali Sumatra Polis üzvlərinin xüsusiyyət və demoqrafik faktlarını əldə etməkdir. Bu tədqiqatda təsviri statistik şəkildə mənəvi, sabillik təsirinə məruz qalan davranış meylləri, fərdi amillərə təsir göstərən masalar, cədvəllər və ya qrafiklər içərisində ortalama üzrə analiz apararaq, Təsviri Kəmiyyət Metodundan istifadə edir. Bu tədqiqatda istifadə edilən ölçü alətləri emosional sabitliyin miqyası, təcavüzkar davranış meyllinin dərəcəsi və Polis İdarəsinin Kütləvi Təhlükəsizliyi (Dalmaş) ilə bağlı aparılan sorğularıdır.

Bu araşdırmanın nəticələrinə görə, Dalmaşın funksiyalarını yerinə yetirmək məqsədilə şöbənin Nizamnaməsində nəzərdə tutulmuş qaydalara uyğun olaraq qiymətləndirilmə və inkişaf etdirilmə əsas faktordur.

Açar sözlər: Emosional sabitlik, təcavüzkar davranış xüsusiyyətləri, demoqrafik amil, aqressiya, sorğu

РЕЗЮМЕ

Профиль эмоциональной стабильности и расположения к агрессивному поведению сотрудников Управления Массового Контроля Полиции Северной Суматры (Далмач)

**Рарас СУТАТМИНИНГСИХ
Университет Суматра Утара, Индонезия**

**Хосетта М.Р. Туапаттиная
Университет Суматра Утара, Индонезия**

**Родиатул Хасана СИРЕГАР
Университет Суматра Утара, Индонезия**

Цель данной статьи – определение расположенности к агрессивному поведению, связанной с профилем эмоциональной стабильности и воздействующими на него индивидуальными факторами, т.е. достижение особенностей и демографических фактов сотрудников полиции Северной Суматры. В этом исследовании используется Описательный количественный метод в виде статистического описания, проведя анализ в среднем между поведенческими тенденциями, подвергшимися воздействию моральной стабильности, таблицами или графиками, которые влияют на отдельные факторы. Измерительными инструментами, используемыми в этом исследовании, являются шкала эмоциональной стабильности, агрессивных поведенческих тенденций и опросы Департамента полиции по массовой безопасности (Далмач)

Согласно результатам этого исследования, с целью выполнения функций Далмач в соответствии с правилами, изложенными в Уставе Департамента, основными являются оценка и развитие.

Ключевые слова: Эмоциональная стабильность , агрессивные поведенческие характеристики, демографический фактор, агрессия, опросник.